

NATIONAL ASSEMBLY
QUESTION FOR WRITTEN REPLY
QUESTION NUMBER: 3347 [NW4004E]
DATE OF PUBLICATION: 4 SEPTEMBER 2015

3347. Mr D J Maynier (DA) to ask the Minister of Finance:

- (1) In respect of the mandatory cost containment measures specified in the National Treasury Instruction 01 of 2013-14, by what (a) amount and (b) percentage did expenditure on (i) consultants, (ii) travel and subsistence and (iii) catering and events (aa) increase and/or (bb) decrease in each specified (aaa) department, (bbb) constitutional institution and (ccc) public entity listed in Schedule 2 and 3 of the Public Finance Management Act, Act 1 of 1999, (aaaa) in the (aaaaa) 2013-14 and (bbbbb) 2014-15 financial years and (ccccc) in the period 1 April 2015 up to the latest specified date for which information is available;
- (2) What is the total amount of the specified expenditure (a) in the 2013-14 financial year and (b) during the period 1 April 2015 up to the latest specified date for which information is available?

NW4004E

REPLY:

- (1) **Table 1** provides a summary of expenditure in relation to the amounts spent and the percentage increases or decreases related to (i) consultants, (ii) travel and subsistence and (iii) catering and events in departments. The table provides expenditure information for the 2012/2013, 2013/2014 and 2014/2015 financial years.
Table 2 provides a summary of expenditure in relation to the amounts spent on (i) consultants, (ii) travel and subsistence and (iii) catering and events in departments for months of 01 April 2015 to August 2015. The aforementioned information was extracted from the National Treasury's transversal financial management systems that are utilised by departments.
Expenditure information on consultants, travel and subsistence and catering and events is not available for constitutional institutions and public entities listed in Schedules 2 and 3 to the PFMA since these institutions utilise different entity controlled financial systems for their payments.

Table 1:**Expenditure related to consultants, travel and subsistence and catering and events for the periods 2012/2013, 2013/2014 and 2014/2015**










Departmental Expenditure	Actual 2012/2013	Actual 2013/2014	Increase 	%
	Amounts R' billions	Amounts R' billions	Decrease 	
			Stagnant 	
Consultants	12,517,130.00	12,825,333.00		2% 
Travel and Subsistence	9,612,468.00	9,861,580.00		3% 
Catering, entertainment and venue rental	1,919,882.00	2,277,808.00		19% 
Departmental Expenditure	Actual 2013/2014	Preliminary Outcome 2014/2015		%
	Amounts R' billions	Amounts R' billions		
Consultants	12,825,333.00	12,461,082.00		-3% 
Travel and Subsistence	9,861,580.00	9,290,305.00		-6% 
Catering, entertainment and venue rental	2,277,808.00	1,202,054.00		-47% 

Table 2:**Expenditure related to consultants, travel and subsistence and catering and events for the periods 1 April 2015 to 31 August 2015.**

Departmental Expenditure	Total Expenditure for the period April to August 2015	Apr 2015	May 2015	Jun 2015	Jul 2015	Aug 2015
Consultants	1,732,426,679	297,622,187	468,593,838	276,016,927	295,309,972	394,883,755
Travel and Subsistence	3,257,077,554	423,396,914	599,404,614	721,937,277	776,152,420	736,186,328
Catering, entertainment and venue rental	397,756,954	38,426,149	71,388,387	84,038,985	106,305,102	97,598,331
Total	5,387,261,187	759,445,250	1,139,386,839	1,081,993,189	1,177,767,495	1,228,668,414

- (2) The total expenditure in relation to consultants, travel and subsistence and catering and events for the 2013/2014 financial year amounts to R25 billion. Corresponding expenditure from 1 April 2015 to 31 August 2015 amounts to R5.4 billion.